

## 2896 Panic Button



ACX 2896 Panic Button is designed to serve as a general exit release and emergency release switch. Its compact form factor enables space-efficient installation, resulting in material cost savings for the end user.

The ACX 2896 model also features a resettable call point functionality, allowing for the override of the electronic lock in case of a door emergency exit. The emergency button can be manually reset after activation.

The ACX 2896 Panic Button is engineered to seamlessly integrate with a wide range of Access Control System deployments.

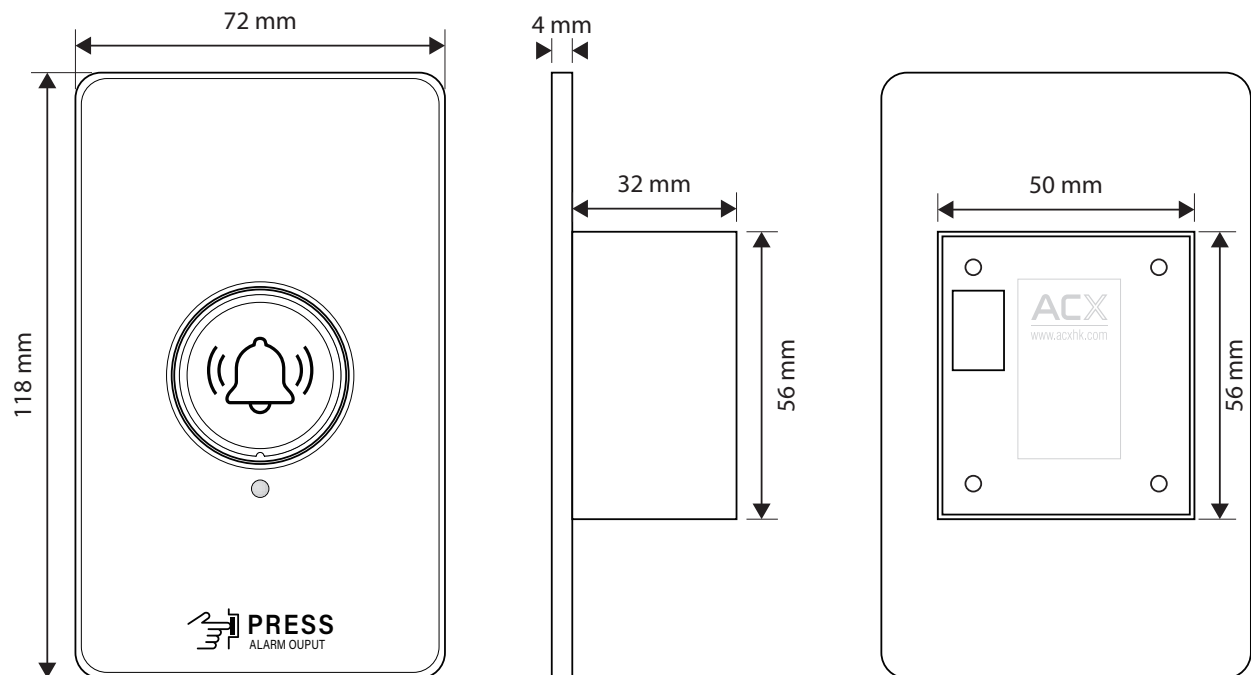
## FEATURES

- Small in size, it can be conveniently installed on Asia & US electric gang boxes.
- Downtime is minimized compared to resuming the glass-breaking device.
- Circle Ring LED

## SPECIFICATIONS

2896 Panic Button	
Dimensions	86 Type - cover: 86mm(L) x 86mm(W) x 4mm(H), body: 56mm(L) x 50mm(W) x 32mm(H) 120 Type - cover: 118mm(L) x 72mm(W) x 4mm(H), body: 56mm(L) x 50mm(W) 32mm(H)
Power Input	DC12V, 5A
Output	Relay output, 5ADC 12VDC (For Electric Lock) Dry contact output for Alarm signal output
Mechanical Life	500,000 tests
Operation Temp	-20° C~ +55° C (14-131F)
Suitable Humidity	0-80% (relative humidity)
Circle Ring LED	Blue (Normal Mode) Red (Alarm Output)
Weight	200gm

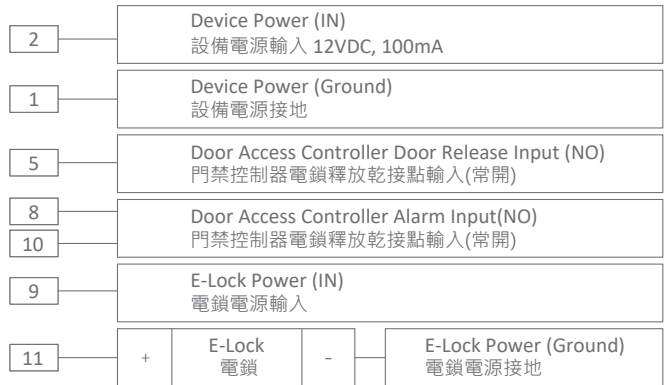
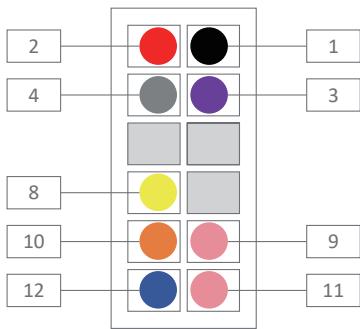
## DIMENSIONS



# CABLE INSTALLATION GUIDELINE 接線安裝指南

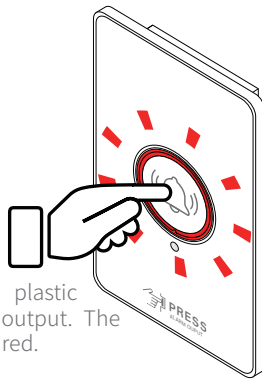

RED 紅	2	Device Power IN 設備電源輸入
GREY 灰	4	RS232-RX
		N/A 不適用
YELLOW 黃	8	Alarm Output (COM) 報警輸出幹接點(共接點)
AMBER 橙	10	Alarm Output (NO) 報警輸出幹接點(常開)
BLUE 藍	12	Alarm Output (NC) 報警輸出幹接點(常閉)

BLACK 黑	1	Device Power Ground 設備電源接地
PURPLE 紫	3	RS232-TX
		N/A 不適用
		N/A 不適用
PINK 粉紅	9	E-Lock Power IN (NC) 電鎖電源輸入(常閉)
PINK 粉紅	11	E-Lock Power OUT (NC) 電鎖電源輸出(常閉)



## SCENARIOS

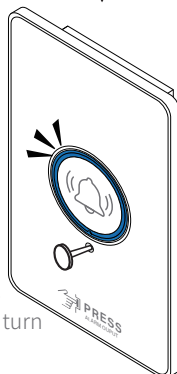
### Press for alarm output



User presses the plastic button for alarm output. The LED will change to red.



Alarm output



Use a stick to release the plastic button. The light will turn back to blue.