

2898 Integrated Door Release



ACX 2898 Integrated Door Release is a technologically advanced sensing apparatus designed to serve as a general exit release and emergency release switch. Unlike traditional door release buttons, this infrared-based solution eliminates the need for physical pressure to operate, offering a contactless user experience. Its compact form factor enables space-efficient installation, resulting in material cost savings for the end user.

The encrypted infrared technology mitigates interference from other infrared remote control devices. By simply waving a hand in front of the sensor, the internal relay state is changed to unlock the associated electronic lock. The ACX 2898 model also features a resettable call point functionality, allowing for the override of the electronic lock in case of a door emergency exit. The emergency button can be manually reset after activation.

The ACX 2898 Integrated Door Release is engineered to seamlessly integrate with a wide range of Access Control System deployments.

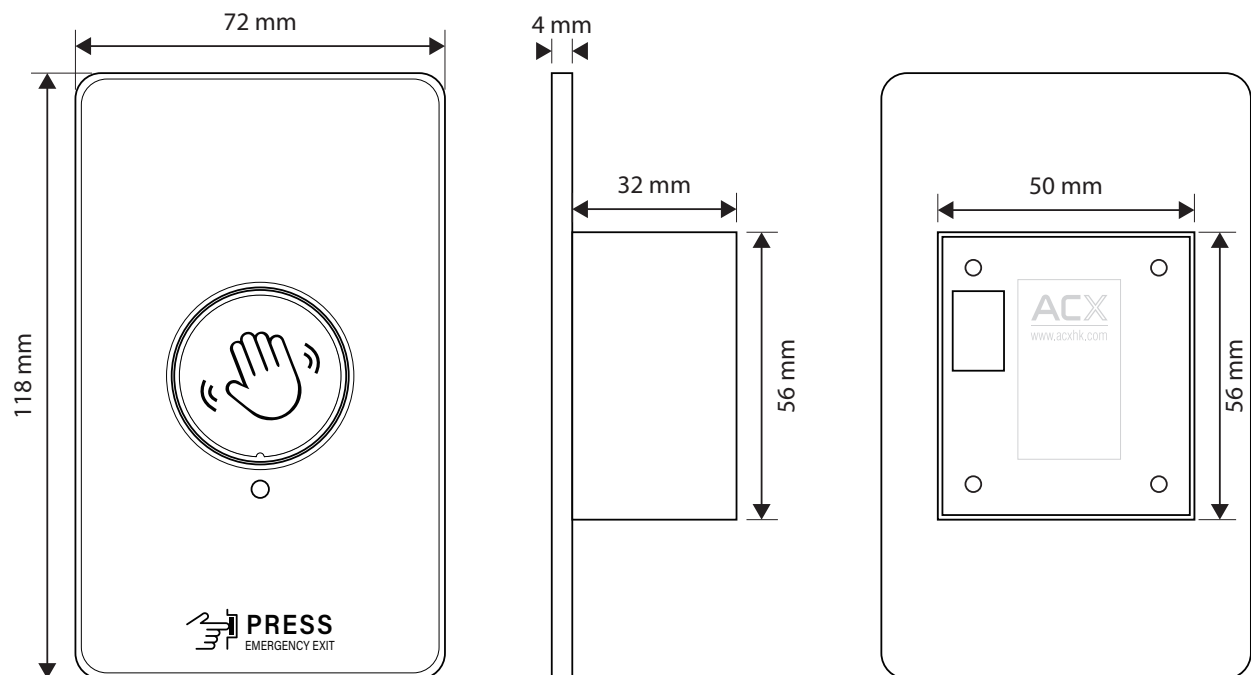
FEATURES

- Two-in-one combining both a door release button and a resettable call point
- Small in size, it can be conveniently installed on Asia & US electric gang boxes.
- Cost-saving by eliminating two electric gang boxes into a single electric gang box and the installation.
- Contactless and auto-sensing technologies, distinguishing itself from traditional door release buttons for normal operation
- Downtime is minimized compared to resuming the glass-breaking device
- Circle Ring LED

SPECIFICATIONS

2898 Integrated Door Release	
Dimensions	86 Type - cover: 86mm(L) x 86mm(W) x 4mm(H), body: 56mm(L) x 50mm(W) x 32mm(H) 120 Type - cover: 118mm(L) x 72mm(W) x 4mm(H), body: 56mm(L) x 50mm(W) 32mm(H)
Power Input	DC12V, 5A
Output	Relay output, 5ADC 12VDC (For Electric Lock) Dry contact output for Alarm signal output
Mechanical Life	500,000 tests
Operation Temp	-20° C~ +55° C (14-131F)
Suitable Humidity	0-80% (relative humidity)
Detection Range	2cm to 10cm
Circle Ring LED	Blue (Normal Mode) Green (Hand wave access) Red (Emergency Exit is enabled)
Weight	200gm

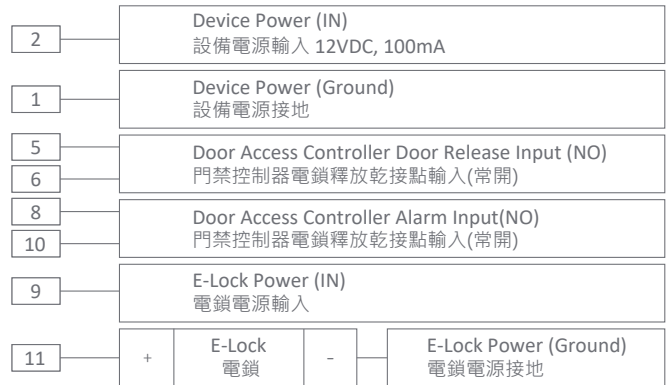
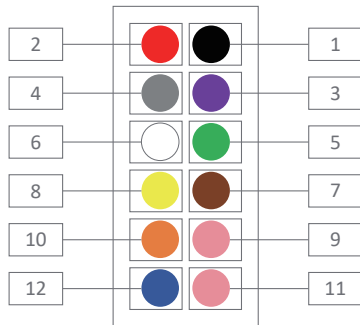
DIMENSIONS



2398/2898 CABLE INSTALLATION GUIDELINE 接線安裝指南

RED	紅	2	Device Power IN 設備電源輸入
GREY	灰	4	RS232-RX
WHITE	白	6	E-Lock Release (NO) 電鎖解鎖乾接點(常開)
YELLOW	黃	8	Alarm Output (COM) 報警輸出幹接點(共接點)
AMBER	橙	10	Alarm Output (NO) 報警輸出幹接點(常開)
BLUE	藍	12	Alarm Output (NC) 報警輸出幹接點(常閉)

BLACK	黑	1	Device Power Ground 設備電源接地
PURPLE	紫	3	RS232-TX
GREEN	綠	5	E-Lock Release (COM) 電鎖解鎖乾接點(共接點)
BROWN	棕	7	E-Lock Release (NC) 電鎖解鎖乾接點(常閉)
PINK	粉紅	9	E-Lock Power IN (NC) 電鎖電源輸入(常閉)
PINK	粉紅	11	E-Lock Power OUT (NC) 電鎖電源輸出(常閉)



SCENARIOS

1. Hand wave for leave



2. Press for emergency exit

